

MycoMatch Mobile 2.4 Beta for iPhone

How to Download using only your iPhone

1) Download the free “FileMaker Go” app from the App Store.

- The latest version is “Claris FileMaker Go 19”, but if that won’t install on an older iPhone, search for and download “FileMaker Go 18” or “FileMaker Go” instead.

<https://apps.apple.com/us/app/claris-filemaker-go-19/id1484857908?ls=1>

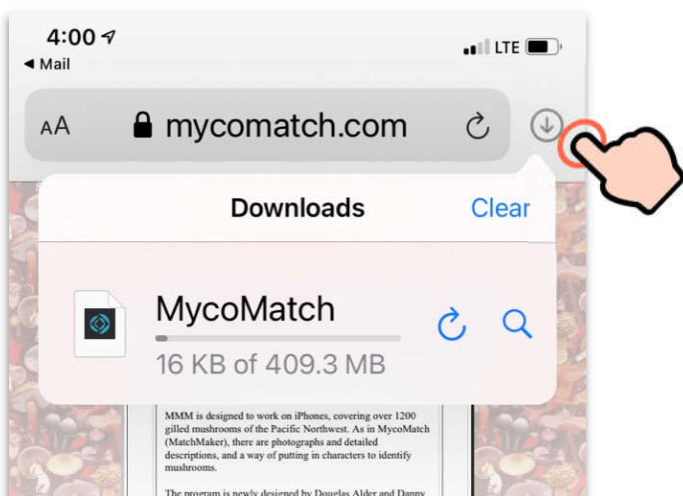
2) Download “MycoMatch Mobile” using your iPhone.

- Note: you may have to keep your phone from going to sleep for the download to complete, as it may take several minutes. Just keep tapping the screen before it gets sleepy.
- If this direct link does not work, go to www.mycomatch.com and download it.

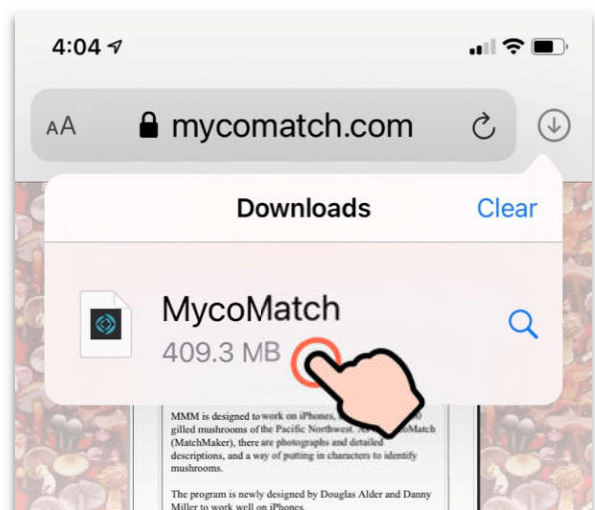
<https://www.mycomatch.com/MycoMatch.fmp12>

3) On older phones, a blue line will travel from left to right underneath the address bar that says “MycoMatch.com”. Once the download is complete, you may be prompted to “Open in FileMaker Go”. Click that and MMM will open! Go to step 6.

4) On newer phones, you can follow the download progress by pressing the down arrow icon on the top right of the screen, and then click on the file once it is finished.

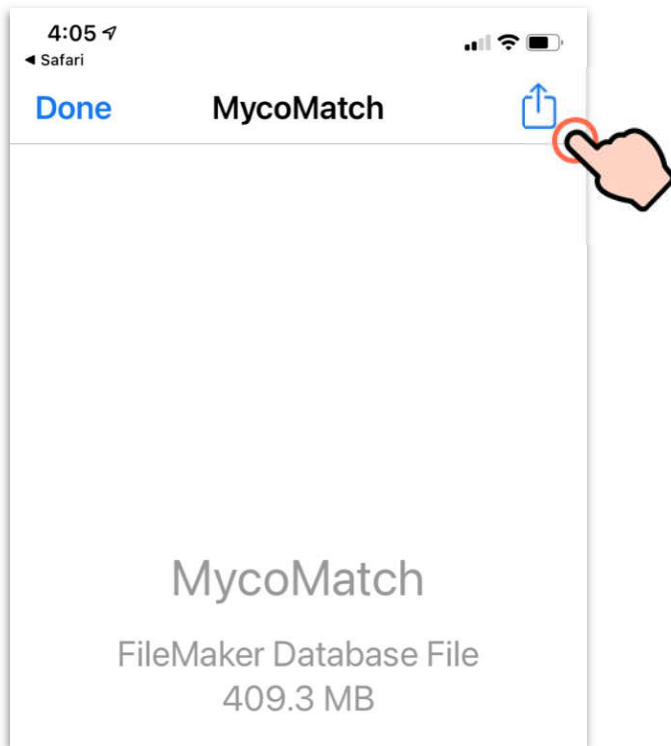


Tap the button in the top right corner to follow the download progress.

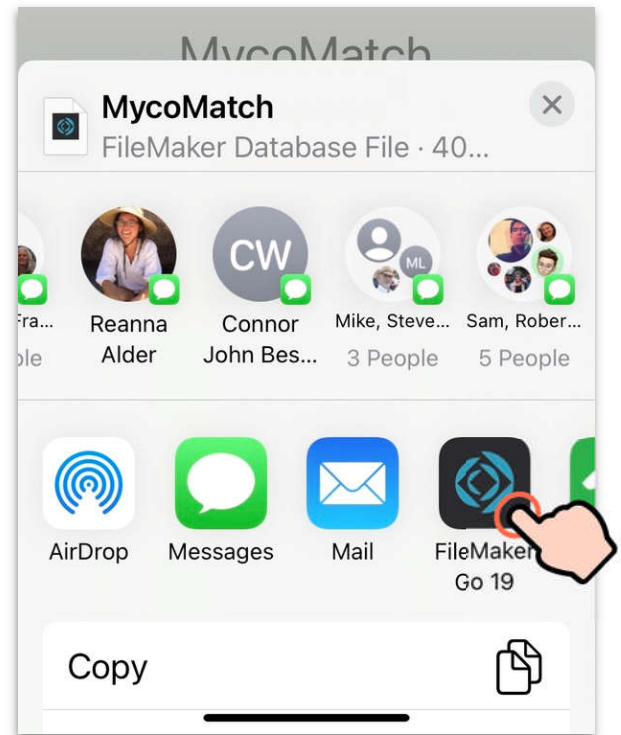


Once the file is fully downloaded, the progress bar will disappear. Tap on the file name to open it in the Files app.

5) Click the “Actions” button (square with up arrow) at the top right corner of the screen. Then choose “FileMaker Go” as the target.



From the view, tap the 'Actions' icon in the top right.



From the Actions menu, select the 'FileMaker Go 19' icon.

- 6) From now on, you can access MMM by opening the “FileMaker Go” app.
- For version 19, click on “My Apps” and then “Locations: On My Phone” to find MMM.
 - For version 18, click on “Device” to find MMM.
- 7) You may want to delete the FileMaker Go applications that come with it, that just clutter things up.
- For version 19, click on “Select”, select everything except MMM, then click the garbage can.
 - For version 18, click on the folder icon with the checkmark in it, select everything except MMM, then click the garbage can.



MMM running in FileMaker Go